



THE OHIO STATE UNIVERSITY

COLLEGE OF PHARMACY

Doctor of Pharmacy Key Program Outcomes

Graduation Rates

Class of 2016: 129 students admitted in 2012 as the Class of 2016

117 students graduated as Class of 2016

2 students will graduate on time (5 years) to complete dual PharmD/MBA degrees

1 student will graduate on time (5 years) to complete dual PharmD/MPH degrees

4 students admitted 2012 delayed graduating for academic or personal reasons

7 students admitted 2012 left the program for academic or personal reasons

2 students delayed from Class of 2015 joined 2016 graduates

On-time graduation rate for Class Admitted in 2012: 91.5%¹

Five-year graduation rate: 94.4%²

Licensure Exam Pass Rates³

Year	NAPLEX		MPJE	
	Ohio State	All ACPE-Accredited Programs	Ohio State	All ACPE-Accredited Programs
2014	98.43% (n=127)	94.88% (n=13,369)	100% (n=99)	95.17% (n=8,914)
2015	97.46% (n=118)	92.64% (n=13,786)	100% (n=92)	94.35% (n=8,474)
2016	94.83% (n=116)	85.86% (n=14,190)	97.62% (n=84)	84.74% (n=8,688)

In 2016, Ohio State's first-time test takers exceeded the average annual pass rate for Ohio institutions and ACPE-accredited programs on both the NAPLEX (Ohio institutions' average: 91.44%, national average: 85.86%) and the Multistate Pharmacy Jurisprudence Exam (Ohio institutions' average: 96.67%, national average: 84.74%).⁴

Third Professional Year Capstone Course, Pharmacy 7007

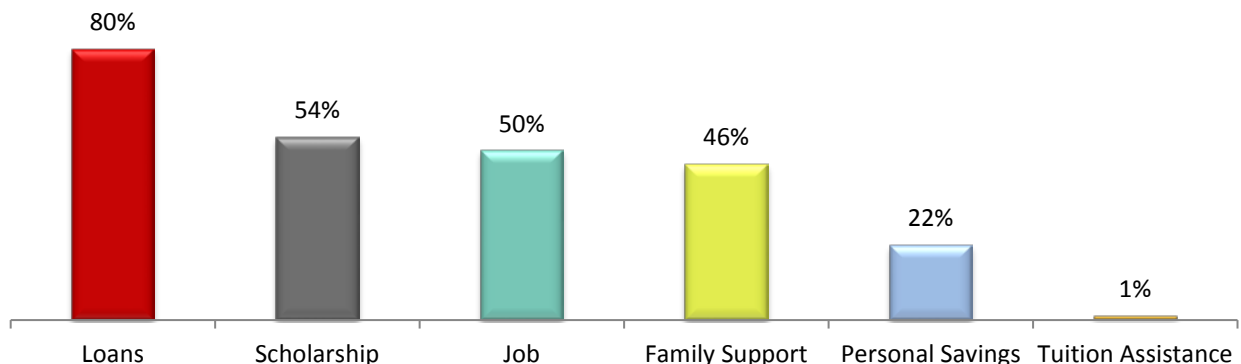
Completion of Third Professional Year Capstone, Pharmacy 7007 (Class of 2016)⁵

Percentage of students who passed Capstone course (n=120)	99%
Percentage of students who passed ≥ 85% of 20 required assessments in course	88%

Professional Skills Evaluation highlights, Third Professional Year Capstone (Class of 2016)

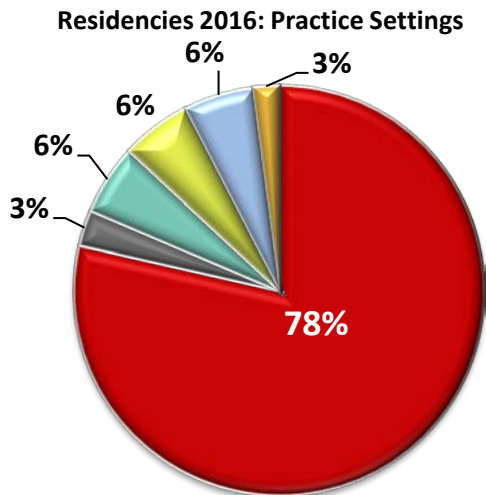
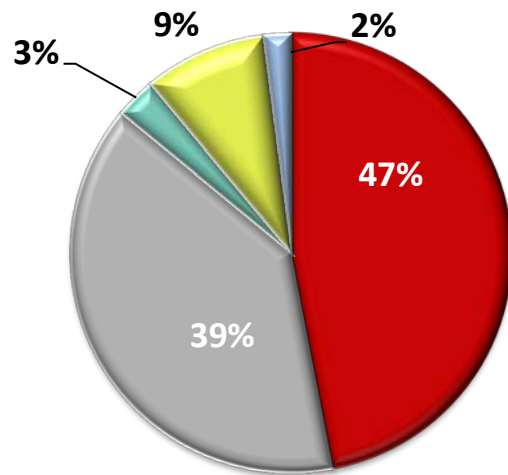
Communication and Professionalism Activities: Standardized Patient Encounters	100%
Pharmacy Calculations	100%
Managed Care Activity	100%
Therapeutic Presentation	100%
Pharmacy Service Presentation	100%

How Did Students Pay for Pharmacy School?⁶

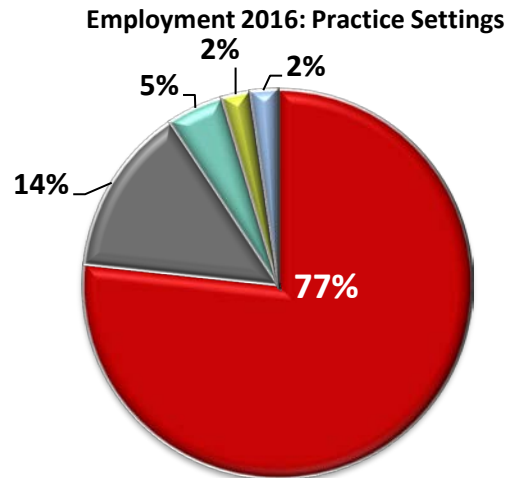


Post-Graduation Outcomes, May 2016⁶

- Employment
- Residency
- Academic Program/Fellowship
- Still Seeking
- Not Reported



- PGY1 Pharmacy Residency
- PGY1 Ambulatory Care Pharmacy Residency
- PGY1 Community Pharmacy Residency
- Combined PGY1 Residency-Master's Program
- PGY1 Managed Care Pharmacy Residency



- Community
- Hospital
- Industry
- Ambulatory Care
- Research

Post-Graduation Employment (55 students responding)⁶

Average number of months spent aggressively seeking employment	1.7
Average number of employers interviewed with	2.5
Average number of job offers received per student	1.1
Average starting salary (excluding residency salaries)	\$113,094

Post-Graduation Options Satisfaction⁶

Students Satisfied with Post-Graduation Plans (86 students responding)	91%
Students Satisfied with Post-Graduation Offers Received (86 students responding)	80%
Obtained Placement in Preferred Pharmacy Setting (79 students responding)	85%

Notes:

- ¹On-time graduation rate reflects percentage of students from cohort admitted in 2012 (129 students) who graduated within the time frame of their degree program (118 students). 115 students graduated with PharmD in four years. Three students will graduate in five years completing dual degree programs.
- ²Five-year graduation rate calculated from Class of 2015 data. 126 students were admitted in the 2011 cohort. 119 have graduated as of Spring 2016.
- ³Pass rates for 2014-2016 graduates reported by National Association of Boards of Pharmacy (<https://nabp.pharmacy/wp-content/uploads/2017/02/NAPLEX-2016-Pass-Rates.pdf>, <https://nabp.pharmacy/wp-content/uploads/2017/02/MPJE-2016-Pass-Rates.pdf>). Results are for first-time test takers who reported graduating from Ohio State and who took the exam within the same year. The NAPLEX exam blueprint was revised in November 2015. New competency statements, test specifications and a new passing standard were implemented for MPJE in April 2016.
- ⁴Ohio colleges/schools of pharmacy used in the Ohio institutions' average (weighted average) include Cedarville University, Northeast Ohio University College of Medicine, Ohio Northern University, the University of Cincinnati, the University of Findlay and the University of Toledo.
- ⁵Pharmacy 7007: Capstone includes 20 graded assessments linked to competencies necessary for success in experiential rotations. Students are required to pass at least 15 activities to be eligible to begin advanced practice experience rotations.
- ⁶Data obtained from OSU College of Pharmacy Doctor of Pharmacy Placement Survey of the Class of 2016, conducted in April 1-May 16, 2016. Of 117 OSU College of Pharmacy graduating students, 92 returned completed surveys (79% response rate). Due to the nature of the survey, individuals were only required to answer the questions that applied to them, leading to a varying number of responses for each item.